

2025-2029 Capital Improvement Plan Overview

City Council Meeting
September 9, 2024



Levy Success



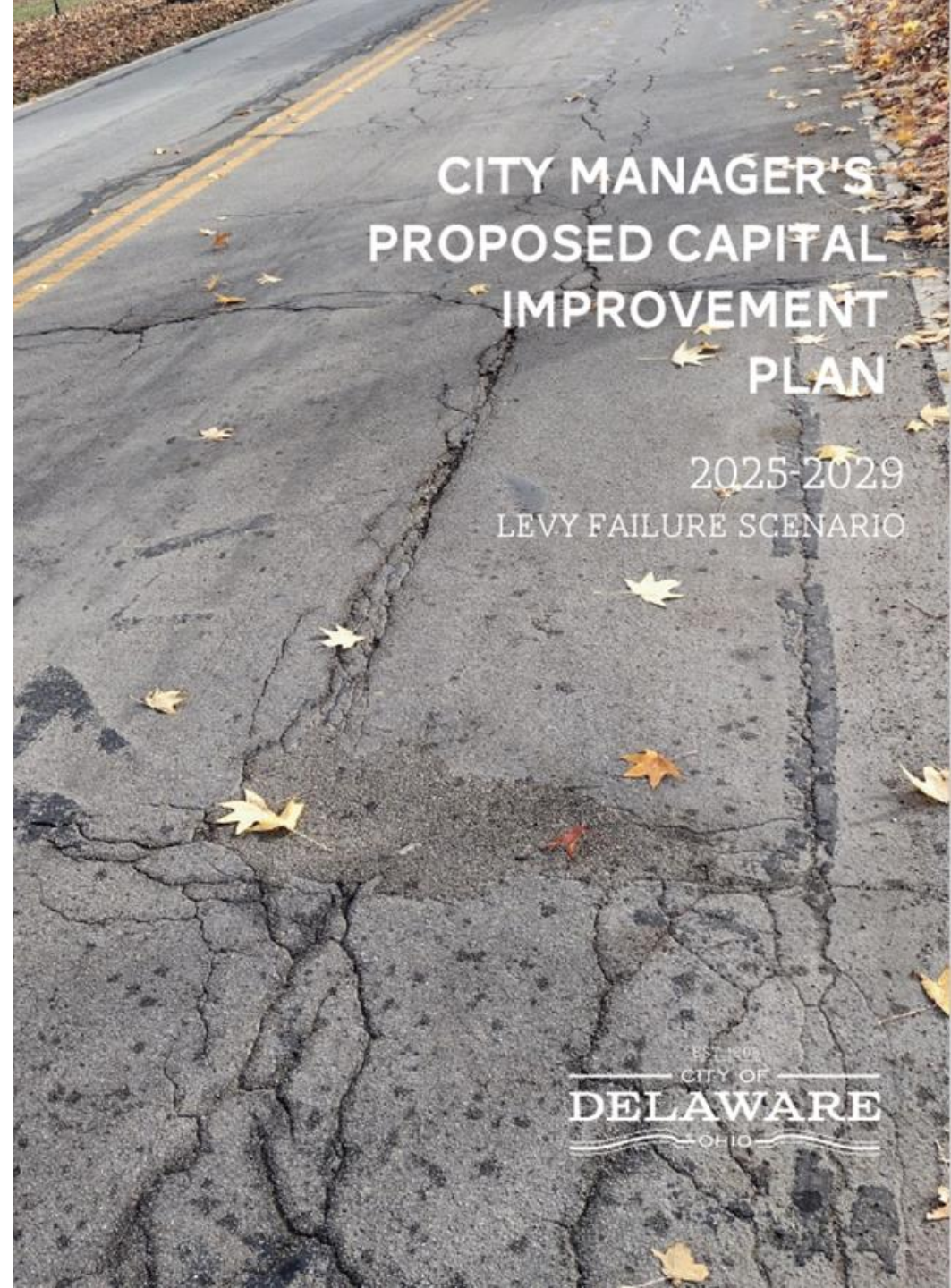
Levy Failure



Levy Failure - Guidance

Priority given to projects and equipment that:

- Impact public or workplace safety
- Have outside funding sources
- Are necessary to maintain operations
- Would cost significantly more to defer



Levy Failure – General Fund Summary

	2025	2026	2027	2028	2029
Revenues	3,412,676	3,446,023	3,479,703	3,513,720	3,548,077
Expenditures					
Airport Improvements	65,560	129,000	133,813	65,750	100,000
Parks Improvements	166,119	256,755	0	143,881	0
Cemetery Improvements	150,000	495,000	75,000	0	10,000
Facilities Improvements	457,000	1,250,000	675,500	1,243,000	1,071,000
Streets Improvements	401,706	351,508	943,892	15,416	0
Other Transportation Improvements	566,067	576,088	183,217	463,887	140,243
Police Improvements	177,484	100,000	20,000	108,000	400,000
Equipment Replacements	1,128,500	1,733,000	1,310,500	2,328,000	1,898,500
Balance Forward	0	(1,743,778)	(1,904,522)	(2,837,280)	(2,987,452)

Levy Success - Guidance

Items considered while prioritizing projects and equipment:

- Levy priorities
 - Road resurfacing – leveraging funds
- Life of improvement/equipment
 - Debt constraints
- Deferred improvements



Levy Success – General Fund Summary

	2025	2026	2027	2028	2029
Revenues	3,726,817	4,464,000	4,523,407	4,552,159	5,108,006
Expenditures					
Citywide Improvements	0	75,000	900,000	100,000	1,750,000
Airport Improvements	65,560	129,000	133,813	65,750	100,000
Golf Course Improvements	25,000	135,000	150,000	0	0
Cemetery Improvements	500,000	365,000	675,000	200,000	210,000
Facilities Improvements	942,000	1,000,000	515,500	1,193,000	1,071,000
Police Improvements	177,484	700,000	20,000	108,000	0
Streets Improvements	435,023	173,596	520,069	0	0
Equipment Replacement	1,281,500	1,575,000	1,310,500	2,328,000	1,898,500
Balance Forward	0	12,954	0	478,865	0

Street Resurfacing Funding

Annual Expenditure w/Levy - \$5.8 million

Ohio Public Works Commission Grant (OPWC) - \$1.2 M

- Collector & Arterial high traffic streets

Community Development Block Grant (CDBG) - \$600,000

- Low/Moderate income area residential streets

Local Street Paving - \$3 M (2025)/\$4 M (2026-2030)

- Subdivision streets



Annual Expenditure w/o Levy - \$1.8 million

- Ohio Public Works Commission (OPWC) - \$1.2 M
- Community Development Block Grant (CDBG) - \$600,000
- Local Street Paving - \$0



*Does not include City contributions for ODOT Urban Paving Program years


Pedestrian Paths & Parking Lots

Annual Expenditure w/Levy

- Multiuse Path - \$400,000
- Public Parking Lots - \$350,000
- Metered Lots - \$20,000


Annual Expenditure w/o Levy

- Multiuse Path - \$0
- Public Parking Lots - \$0
- Metered Lots - \$20,000



25 Miles of Public Pathway

35 Public Parking Lots




Parks & Recreation

With Levy:

- Jack Florance Pool Renovation
- Mingo Recreation Center
- Additional Field & Court Space
- Trail Gaps Filled

Without Levy:

- Limits on Recreation Activities
- Annual Pool Repairs



Police & Justice Center

Evidence Storage Building

- 2026, Climate Control - \$600,000

Justice Center Improvements

- Plumbing Work
- New Roof
- Building Updates

Evidence Storage Building

- Pushed out until existing fails

Justice Center Improvements

- Break-fix

